

SHINE BENDING LED STRIP



Quick Info

CRI ≥ 90

3000K, 4000K, 6000K

ON-OFF/ON-OFF (FLICKER FREE)

DALI-2 DT6/ DALI-2 DT8

SDCM <3

L70 @50,000h

Types

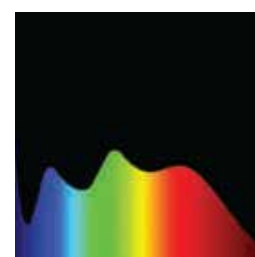
Surface



SHINE BENDING LED STRIP

This strip light features:

- Very flexible top-bend in ultra-thin appearance.
- Onsite simple cutting and assembly operation, easy mounting way by adhesive tape.
- Dot-free linear and homogeneous lighting performance.
- Quite a short increment with high density LED array.
- More flexible customization.
- More perfect of brightness and color consistency for the entire run length.
- Much wider luminous surface, no dark area at the edge.
- Higher production efficiency and quality yield by adopting silicone extrusion processing technology.



CRI ≥ 90















TUNABLE
WHITE



SHINE BENDING LED STRIP






SHINE BENDING LED STRIP

Product Order Code	System Power	Dimension
7006-     1	12W/MTR	12 MM X 12 MM
7006-     2	18W/MTR	16 MM X 16 MM
7006-     3	18W/MTR	20 MM X 14 MM

Order Options

CCT (Colour Temperature)	
3000K	1
4000K	2
6000K	3
CRI	
>90	1

Beam Angle

180°	
Control	
DALI-2 DT6	 1
DALI-2 DT8	 2

VOLTAGE

24V DC

Mounting

Surface

